

# NEWBINGO PLUS



Fully electric mini lifter

Max capacity 300 kg

Lifting height 2500 mm with duplex (2 stage) mast

Electro-hydraulic lifting with cylinder.

Standard powder painted chassis with 2 swivel wheels + 2 fix stabilizer rollers

Standard plate

Available in standard Ral 5005, 7029 and 6024

Other color available on demand (possible surcharge)

## NewBingo PLUS

capacity 300kg, h. lifting 1.6m

## NewBingo PLUS

capacity 300kg, h. lifting 2.5m

F300- Standard forks 600x375 mm



S300 - Spindle Ø 50 x L.600mm



DS300-Double spur 600x240/360 mm



R-Roto-reel Inner Ø63 or 76mm



VS-Roto-reel Inner Ø74 or 154



CF300- frontal cradle (dimension on demand)



## OPTIONS: (add on prices)

Legs length <506  
Legs length max 900

Legs width 650 mm  
Legs width <550  
Legs width >550 max900

Nylon protection on legs  
Swivel front rollers

Remote control 3 buttons  
Remote control 5 buttons  
Quick change battery kit  
No-stop motor

PV-glass holder



BP-Swivel cradle  
Ø400/W500/50kg




A-Clamp frontal  
turning, curved grip.



AL/CL -Clamp with  
side turning



SR300-Spindle  
w/roller max reel L.  
540 mm

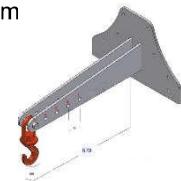


G300 – Crane arm



Pos. 1 max 200kg h.2.5m  
 Pos. 2 max 170 kg h.2.5m  
 Pos. 3 max 140kg h.2.5m  
 Pos. 4 max 120kg h.2.5m  
 Pos. 5 max 100 kg h.2.5m

Pos. 1 max 300 kg/h. 1.6m  
 Pos. 2 max 270 kg/h. 1.6m  
 Pos. 3 max 240 kg/h. 1.6m  
 Pos. 4 max 200 kg/h. 1.6m  
 Pos. 5 max 180 kg/h. 1.6m



## Electric Tools

WS-Forks with scale  
L.600



AE- Electric clamp LUX  
Frontal turning



AEG6- Electric clamp  
Side turning



## Tools to fix on standard forks - add this surcharge on price of F - forks


B- Reel holder  
600x390 mm



P – Nylon platform  
500x600mm



C-Roller platform  
500x600mm



## Residual Capacities Chart for NewBingo Plus

Model	Tool	Dimensions mm	Material	Note	Capacity kg
F300	Forks	600x375	Painted steel		300
S300	Spindle	L600xØ50	Painted steel		300
SR300	Spindle with rollers	L.600	Painted steel with 8 nylon rollers	Max reel L. 540 mm	300
DS300	Double spindle	260/390x800	Painted steel		300
CF3-01	Frontal cradle	470x640	Painted steel	Reel ø200-400	300
CF3-02	Frontal cradle	470x640	Painted steel	Reel ø400-600	300
BP300	Swivel cradle	300x440x530	Painted steel	Reel ø400/W500	250
R-01	Roto-reel		Painted steel	Reel inner ø63/max ø500/H300	100
R-02	Roto-reel		Painted steel	Reel inner ø76/max ø500/H300	100
VS-01	Geared roto-reel			Reel inner ø74-78/max ø640/H660	200
VS-02	Geared roto-reel			Reel inner ø154/maxø640/H800	250
A	Clamp		Painted steel	Ø 300-600/H 500	100
AL/CL	Clamp			Ø 200-550/H300	200
PV	Glass holder	On demand	Painted steel	On demand	o.d.
G300	Crane arm	L.600/400-550	Painted steel	Max load depend on position of load and legs type	300
B	Reel holder	800x400	Painted steel	Screwed on forks	300
C	Roller platform	600x500	Painted steel	Screwed on forks	300
P	Nylon platform	600x500	Nylon PM22	Screwed on forks	300
P-01	Nylon platform w/lateral rollers	600x500	Nylon PM22	Screwed on forks	300
P-02	Platform	600x500	Painted or galvanized steel	Screwed on forks	300
P-03	Platform	600x500	Wood (laminated surface)	Screwed on forks	300
PS	Platform w/spheres	600x500	Painted steel	Screwed on forks	300
AE	Electric clamp			Ø 300-600/H 500 frontal turning	200
AEG6	Electric clamp			Ø 300-610 lateral turning	200
WS	Forks with scale	590x370	Painted steel		200